



# 2020 Interim Results

27 August 2020






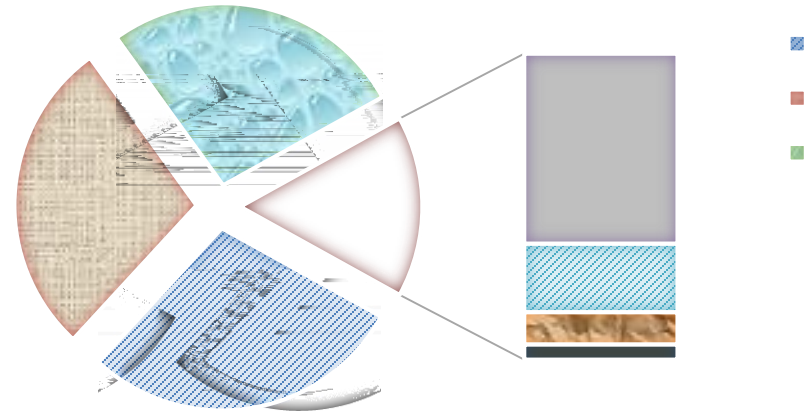
## FORWARD-LOOKING STATEMENTS



# CONTENTS



## Revenue Breakdown by Segment





4 Class III medical devices obtained approval by National Medical Products Administration ("NMPA"), including:

K K O K I K K  
K X U K X U X X K K  
K X X U K K K  
I X X X

2 Class III medical devices entered NMPA Green Path (Cumulatively, 20 MicroPort products have entered the NMPA Green Path)

I X U K I K X  
K X K K X K

Products obtained registration approvals in overseas markets:

Cardiovascular U X X K UU K X K I K  
U X X K UU K X K I K


Orthopedics X K X X X K  
FDA approval K X X U X  
X X K CE mark

Endovascular K X X X X X X K CE




Heart valve: K K UU K K I X

EP X K

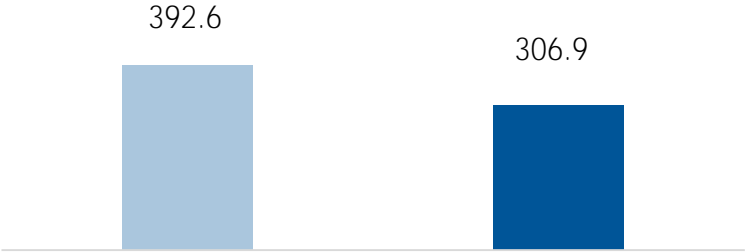


# CONTENTS






## Revenue



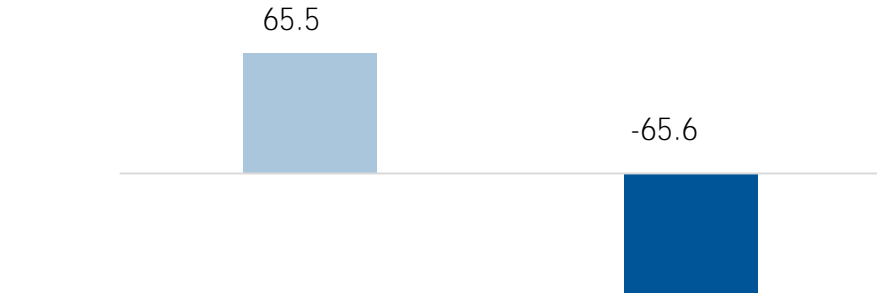
## Gross Profit Margin



## Operating Expenses

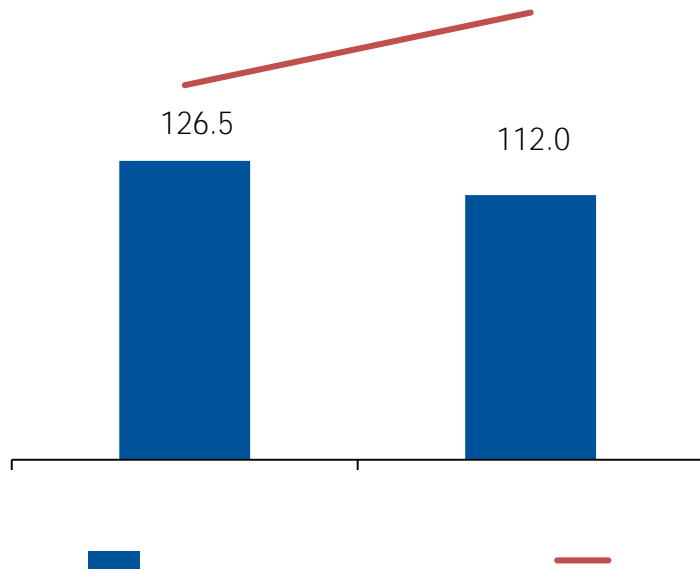


## Net Profit/(Loss) attributable to equity shareholders

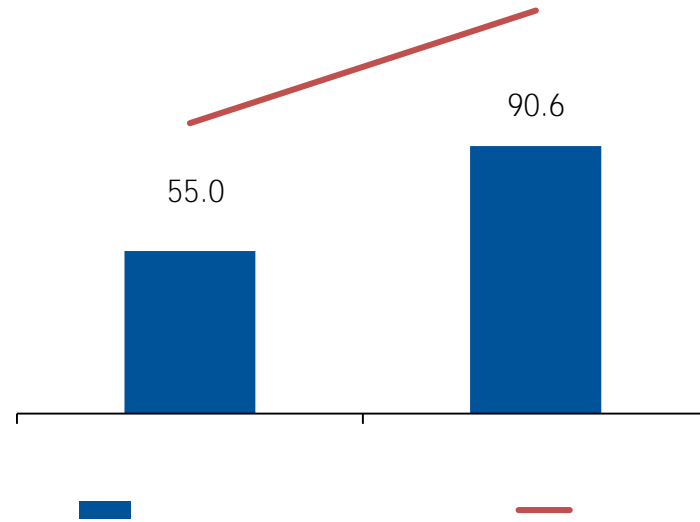




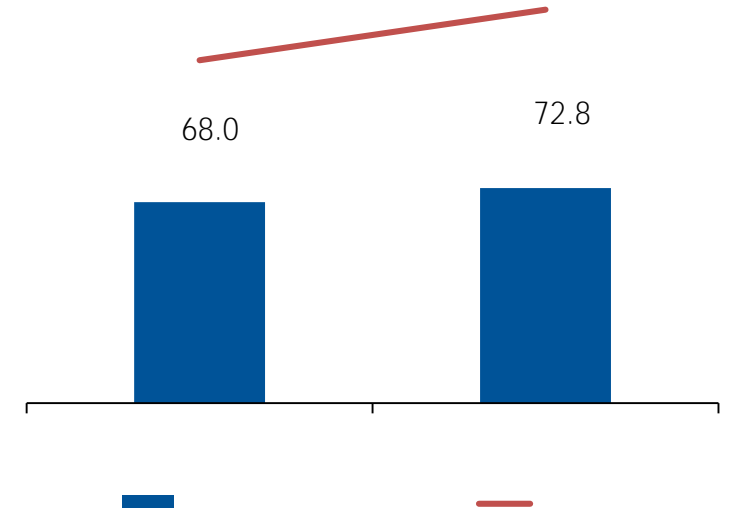
## Sales & Marketing Expenses



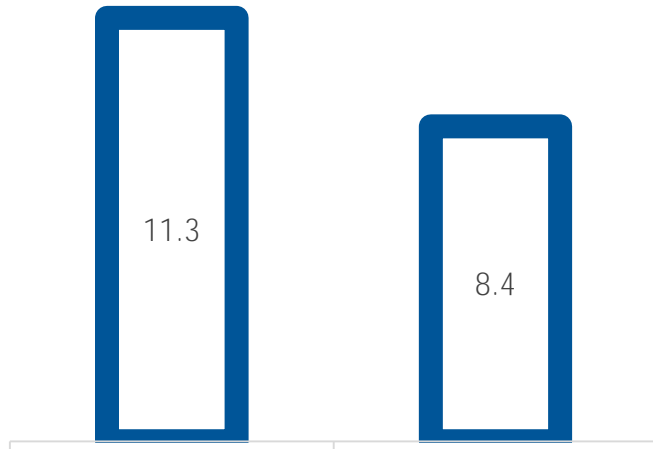
## Administrative Expenses



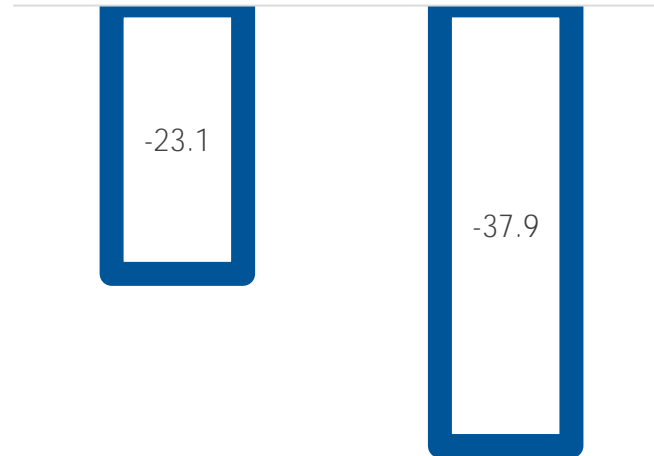
## R&D Expenses



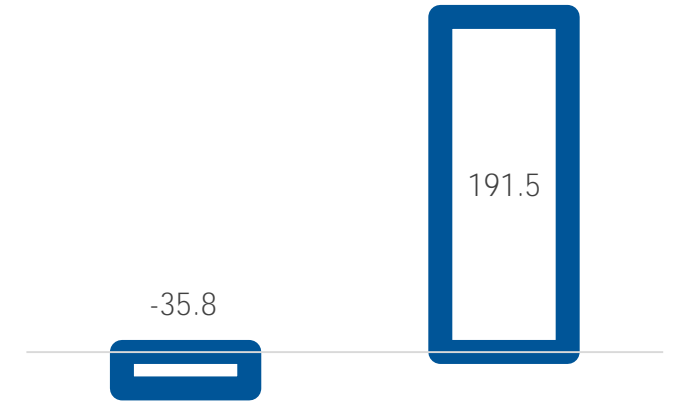
## Net Cash Flow from Operating Activities



## Net Cash Flow used in Investing Activities




## Net Cash Flow





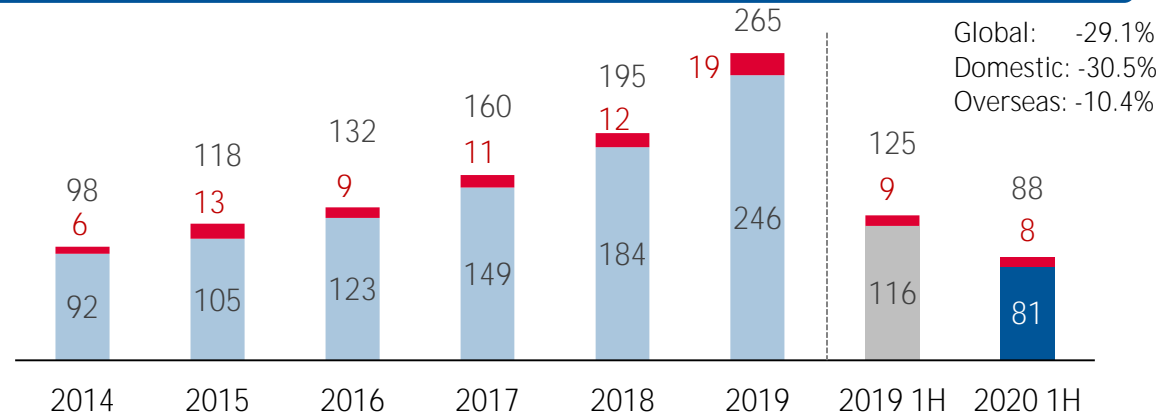
# CONTENTS

- 1 **Interim Result Highlights**
- 2 **Financial Review**
- 3 **Business Review**
- 4 **Appendix Financial Statements**

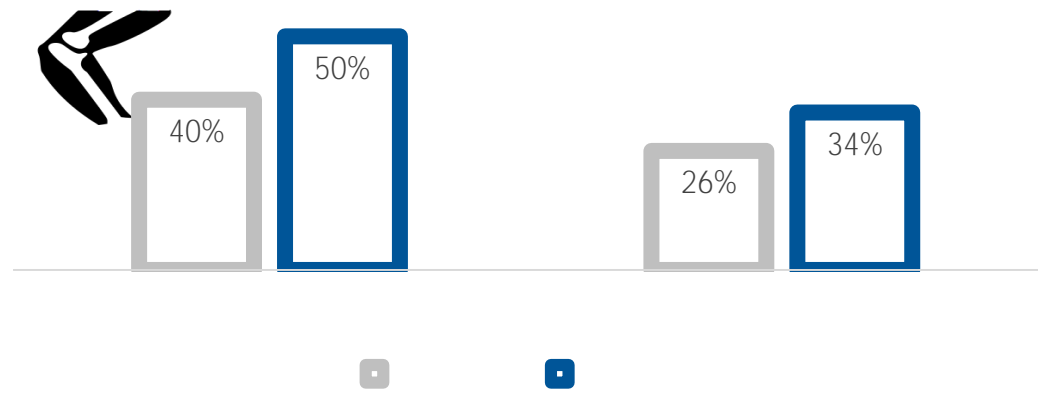




## Revenue



## Percentage of Firehawk in Domestic DES Sales



## Highlights on Sales

Segment global revenue: \$ 88.4 m, -29.1% YOY  
DES domestic revenue: \$ 73.4 m, -31.9% YOY

### Feiyan project:

DES overseas revenue: \$ 6.5 m, -12.0% YOY

Balloon global revenue: \$ 4.8 m, -0.2% YOY

## Highlights on Products

DES products: stents in sales portfolio and stents in the pipeline

- Firehawk Liberty™
- Firehawk™
- Firehawk™

drug eluting stent identical clinical efficacy and safety with the first-in-class

lower

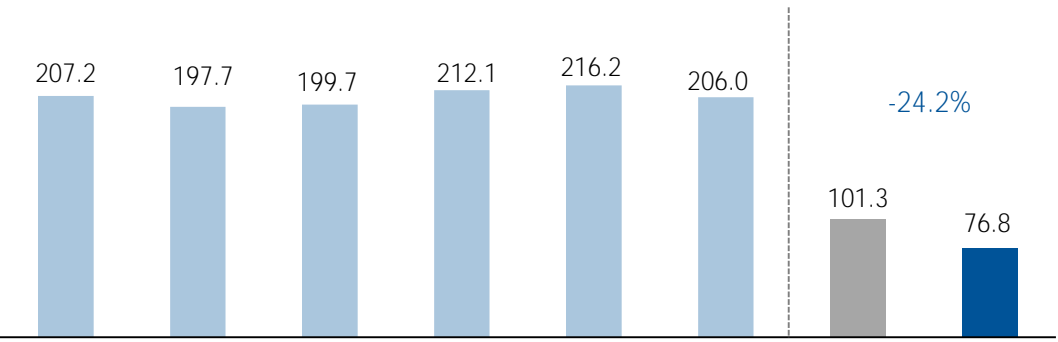
a lower trend

- Firesorb™
- Firekingfisher™

Balloon Products: balloon catheters being sold and balloons under R&D



## 2020 1H Revenue



## Non-China Business Highlights

Revenue: \$ 76.8 m, -24.2% YOY

## Extensive Product Pipeline

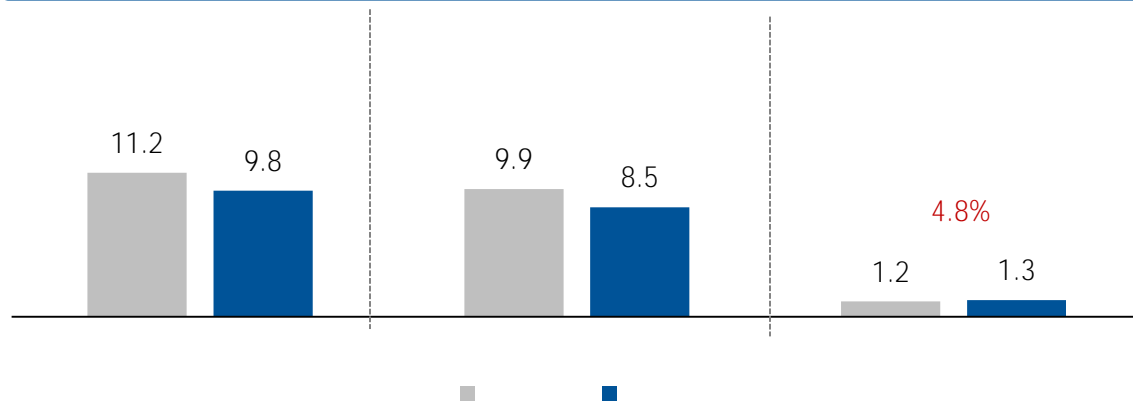
	Clinical trial	Registration	Approval
EVOLUTION NitrX Knee system		FDA approval in 2019 CE mark in 2020	<b>2019</b>
GLADIATOR Cementless monolithic Femoral Hip Stem		FDA approval	<b>2020</b>
PROCOTYL P Acetabular Cup System		CE mark	<b>2020</b>
PRIME Acetabular Cup system			<b>2020</b>
Femoral heads of PROFEMUR TL femoral stem		CE mark	<b>2020</b>
ICE instrumentation Option			<b>2020</b>
Anterior PATH minimally invasive surgical technique			<b>2020</b>

### Progress in Financing

Financing: RMB 580 million



## 2020 1H Revenue



## Extensive Product Pipeline

	Clinical trial	Registration	Approval
Aspiration Medial Stabilit Total Knee Replacement System		NMPA approval	
SoSuperior Medial Stabilit Total Knee Replacement S2ET-3(a853FJETO EMC /P /MCID 147/Lang (en-US) BDC q0.000014305 0 960 540 reW nBT/F10 9.96 Tf1 0 0 1 222 c 237.14 Tm0 g0 G0087FJETO EMC /P /MCID 108/Lang (			

## China Business Highlights

Revenue: \$ 9.8 m, - 12.0% YOY

Revenue of Joints: \$ 8.5 m, -13.4% YOY

Revenue of Spine and Trauma: \$ 1.3 m, 4.8% YOY

Surgical Instrument :







## Product Pipeline for Non-China Business

## Product Pipeline for China Business



### Non-China Business Highlights

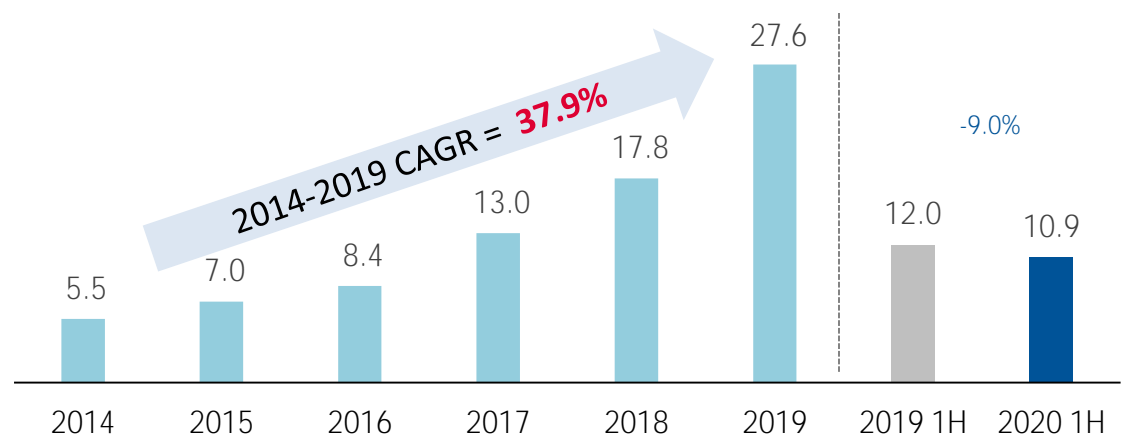
Revenue: USD 79.9 million, -20.3% YOY



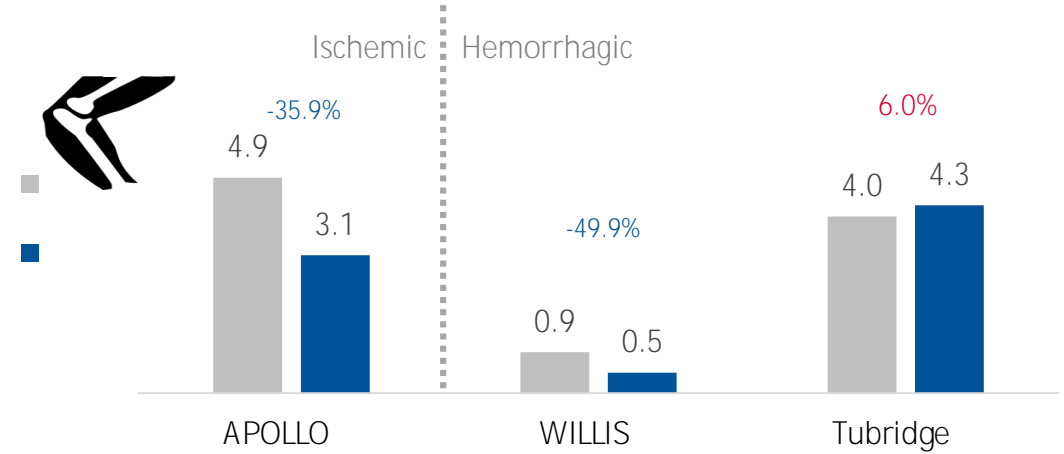




## 2020 1H Revenue



## Sales Growth by Products



## Extensive Product Pipeline

Product	Clinical trial	Registration	Approval
Tubridge Vascular Reconstruction Device		NMPA approval	2018
Fastrack Microcatheter System		NMPA approval	2019
Coil Occlusion System and Detachment System			2020
Vertebral Artery Rapamycin Target Eluting Stent System			2021
Tigertriever Revascularization Device			2021

## Highlights

Revenue: USD 10.9 million, - 9.0% YOY, mainly driven by:

Hospital coverage:

New products under development to enrich the product pipeline



## Business Highlights


Revenue: USD 5.2 million:

Possible spin-off and separate listing

Progress in Financing: USD 130 million

Market strategy & hospital coverage:

## Product Pipeline



VitaFlow is the first approved TAVI product made of bovine pericardial leaflets in China, with novel inner and outer PET skirts and motorized handle



VitaFlow II is equipped with retrievable delivery system



## Highlights in R&D

Toumai™ made steady progress in FIM clinical trial

Honghu Orthopedic Surgical Robot entered Green Path and initiated FIM clinical trial

Overseas investment to diversify product portfolio and expand global presence

X            K K K            X            X

X            K K K            X X            I X I

          XK            X




## Extensive product pipeline

		Clinical trial	Registration	Approval
	DFVision™ 3D Electronic Laparoscope	X X X X X X X	X K I K X X U U	X X
	Toumai™ Laparoscopic Surgical Robot	X X X X X X	X K X K X X U U	X X
	Honghu Orthopedic Surgical Robot	X X U X K X K	X K	X K
	Robocath Cardiovascular Robotic System	X X I K K K	X X U	K K K X
	Automated Needle Targeting (ANT) Robotics System	X K I		



# CONTENTS

- 1 **Interim Result Highlights**
- 2 **Financial Review**
- 3 **Business Review**
- 4 **Appendix Financial Statements**





Unit: USD'000	1H 2020	1H 2019	Var.
Gross profit	217,588	281,638	-23%
Profit from operations	(36,604)	34,984	-205%
Profit before taxation	(55,197)	87,211	-163%
Profit for the period	(68,762)	60,849	-213%
Attributable to: Equity shareholders of the Company	(65,562)	65,476	-200%



Unit: USD'000	30 June, 2020	31 Dec. 2019	Var.
Non-current assets			
<hr/>			
Total non-current assets	871,472	856,997	
Current assets			
<hr/>			
Total current assets	928,162	740,954	
Current liabilities			
<hr/>			
Total current liabilities	348,314	431,801	
<hr/>			
Net current assets	579,848	309,153	



[REDACTED]

|



Unit: USD'000	1H 2020	1H 2019	<i>Var.</i>
Net cash generated from operating activities	8,449	11,257	
Net cash generated from investing activities	(37,861)	(23,069)	
Net cash generated from financing activities	220,942	(24,012)	
Net increase in cash and cash equivalents	191,530	(35,824)	
Cash and cash equivalents at 1 January	280,077	130,054	