



2018 Interim Earnings Release

Content

01

20 Years in the Making

03

Financial Review

01 20 Years in the Making

20 Years in the Making

1998
Founded in Shanghai

1999
The First Sale -- PTCA Balloon Catheter

2004
First domestic DES product approval

2006
MicroPort Scientific Corporation

2008
MicroPort Lifescience

OPEN

MicroPort Scientific Corporation
MicroPort Jaxing



2010

MicroPort Scientific Corporation
Stock Exchange Listing



MicroPort Electrophysiology

Acquisition of D-Pulse Medical (SI)
MicroPort Medical

2009


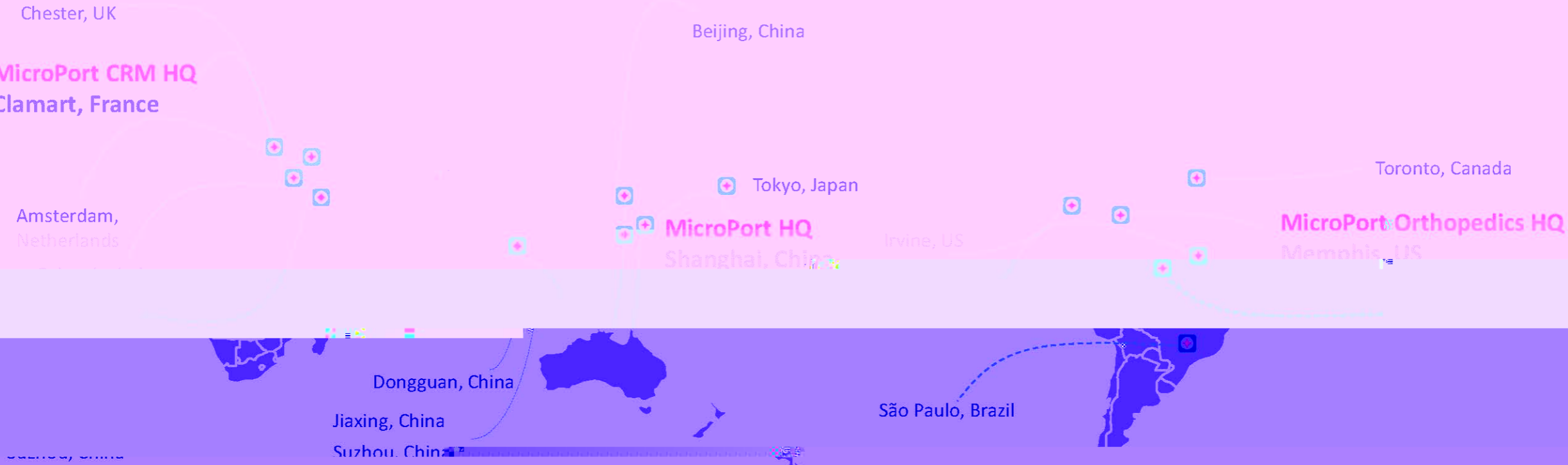
MicroPort Lifescience
Private IPO

MicroPort Catheters

Acquisition of Mingyi Medical
MicroPort Medical



• Eligible for Shenzhen-Hong Kong Stock Connect



02 Interim Results Highlights

1.000-000-000

1.000-000-000

1.000-000-000

1.000-000-000


1.000-000-000



1.000-000-000

1.000-000-000


1.000-000-000



1.000-000-000

1.000-000-000

1.000-000-000



1.000-000-000

1.000-000-000

1.000-000-000




1.000-000-000

1.000-000-000

1.000-000-000

1.000-000-000



1.000-000-000


1.000-000-000

1.000-000-000

2018 1H Results Highlights


Revenue: 309.9m, 35.3% YOY↑ (before excluding FX impact, 42.6% YOY↑), driven by

- Ortho: 8.4% YOY↑; non-China Ortho 6.5% YOY↑; China Ortho 45.8% YOY↑
- Endo: 51.4% YOY↑; Neuro: 33.6% YOY↑; EP: 46.2% YOY↑
- Consolidation of CRM international (non-China) business since April 30th, with revenue



gross profit increased by 33.8% YOY↑, primarily due to the relatively low GP margin of the newly acquired CRM business
Operational cost: 55.3m YOY↑

- Mainly due to the acquisition of CRM business, contributing 26.5m operational cost (30 April 2018 to 30 June 2018)
- Net Profit: 24.2m, 17.4% YOY↑**
- Net profit attributable to equity holders: 22.9m, 11.3% YOY↑**



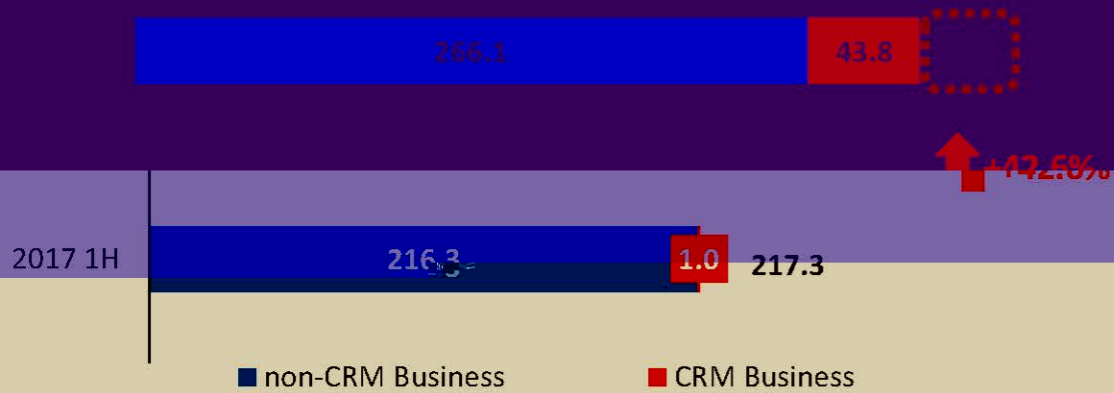
- **Medial-Pivot knee system** shows patient satisfaction (95%) and implants survivorship (98.8%) at 17 years

- Evolution of minimally-invasive instrumentation, and the first-in-class **VERT-D vertebral artery targeted eluting stent** and **Fontus™** granted CFDA Green Path, becoming 13th & 14th products in Green Path of MicroPort™

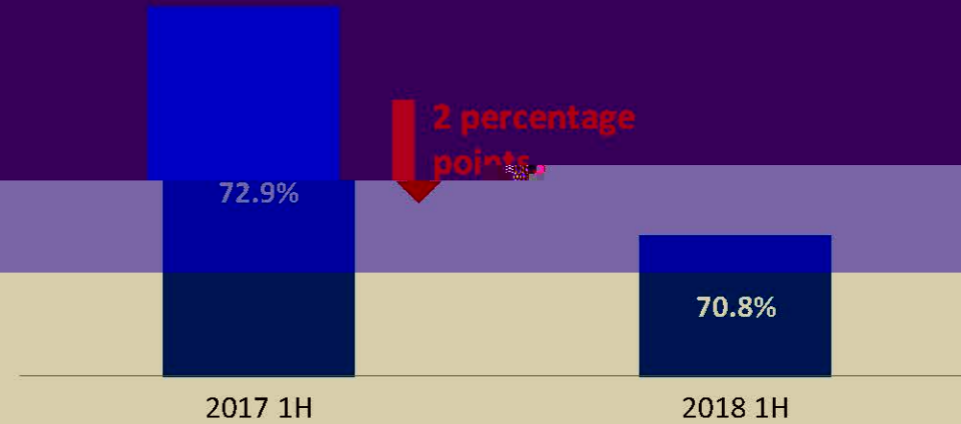
- CRM consolidation since April 30th 2018
- All revenue

03 Financial Review

2018 1H Revenue

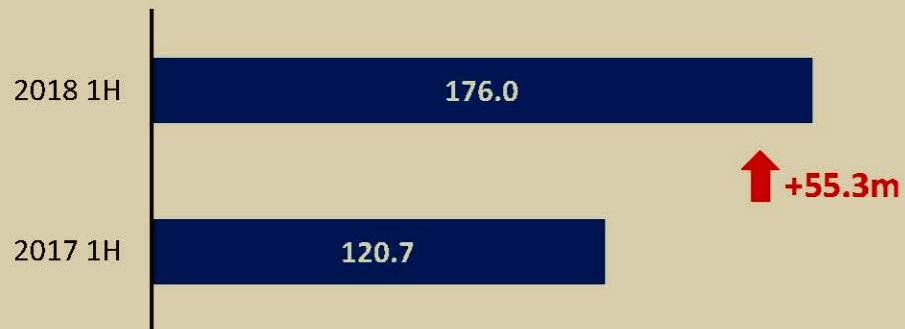


2018 1H Gross Profit Margin



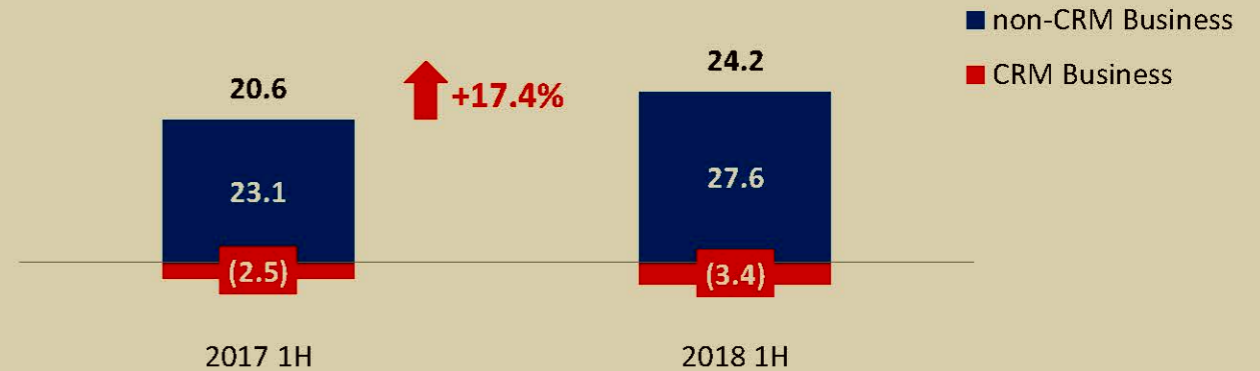
2018 1H Operational Expenses

(USD: Million)



2018 1H Net Profit/(Loss)

(USD: Million)

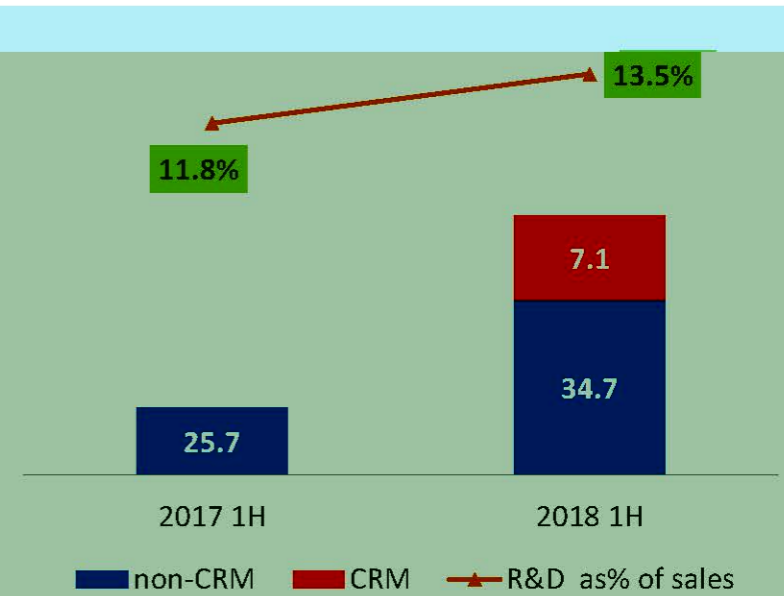
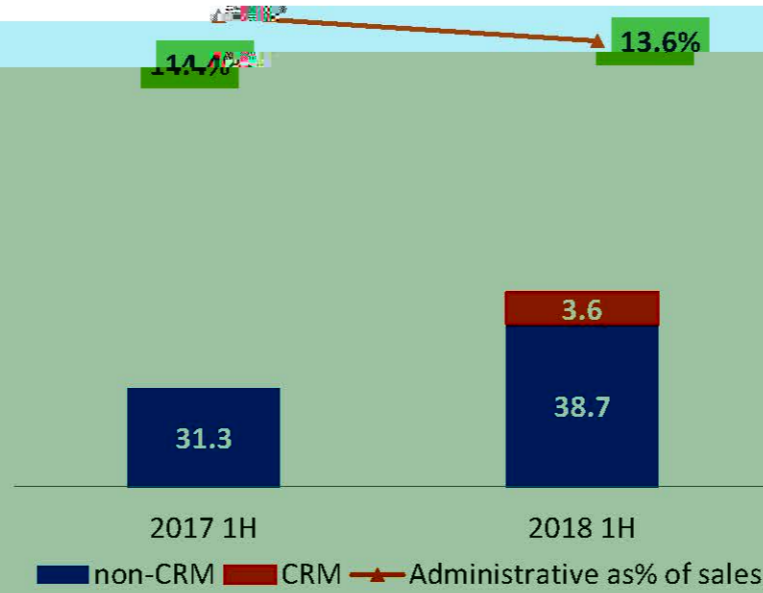
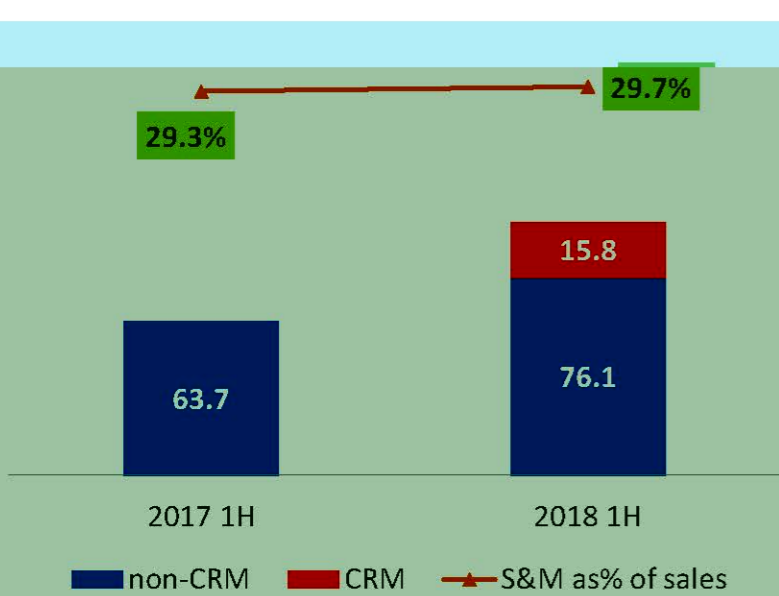


• CRM consolidation since April 30th 2018

Sales and Marketing Expenses (USD: Million)

Administrative Expenses (USD: Million)

Research and Develop. Expense (USD: Million)



□ Sales and Marketing expenses

□ Administrative expenses

□ Research and Development expenses

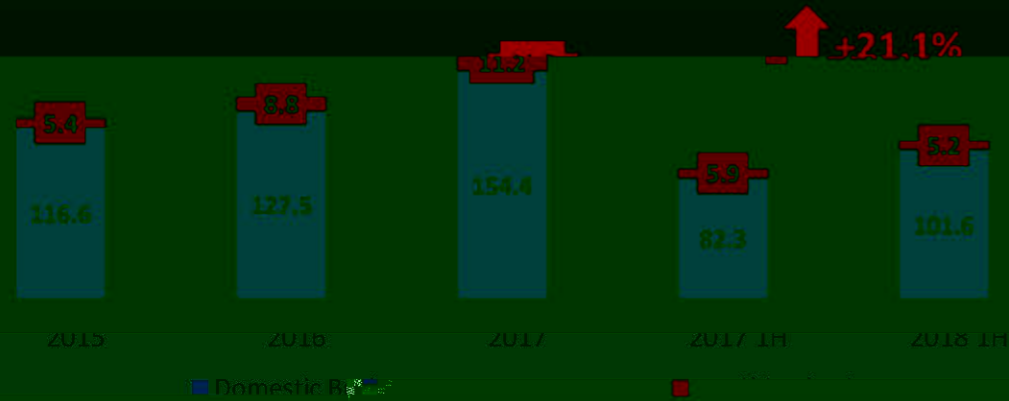
**Net Cashflow
from Operating Activity**
(USD: Million)

**Net Cashflow
used in Investing Activities**
(USD: Million)

Net Cashflow
(USD: Million)



04 Business Review



International Revenue (USD million)



MicroPort's 2017 performance was strong, driven by continued growth in the U.S. market, particularly in the U.S. market, and continued growth in the U.S. market.

MicroPort's 2017 performance was strong, driven by continued growth in the U.S. market, particularly in the U.S. market, and continued growth in the U.S. market.

Key Highlights

- MicroPort's 2017 performance was strong, driven by continued growth in the U.S. market, particularly in the U.S. market, and continued growth in the U.S. market.
- MicroPort's 2017 performance was strong, driven by continued growth in the U.S. market, particularly in the U.S. market, and continued growth in the U.S. market.
- MicroPort's 2017 performance was strong, driven by continued growth in the U.S. market, particularly in the U.S. market, and continued growth in the U.S. market.

Key Highlights

- MicroPort's 2017 performance was strong, driven by continued growth in the U.S. market, particularly in the U.S. market, and continued growth in the U.S. market.
- MicroPort's 2017 performance was strong, driven by continued growth in the U.S. market, particularly in the U.S. market, and continued growth in the U.S. market.
- MicroPort's 2017 performance was strong, driven by continued growth in the U.S. market, particularly in the U.S. market, and continued growth in the U.S. market.

Outcome	Firehawk™	Control Group
Ischemia driven TLR	1.2%	2.4%
Stent thrombosis	1.2%	1.2%

MicroPort's 2017 performance was strong, driven by continued growth in the U.S. market, particularly in the U.S. market, and continued growth in the U.S. market.

23

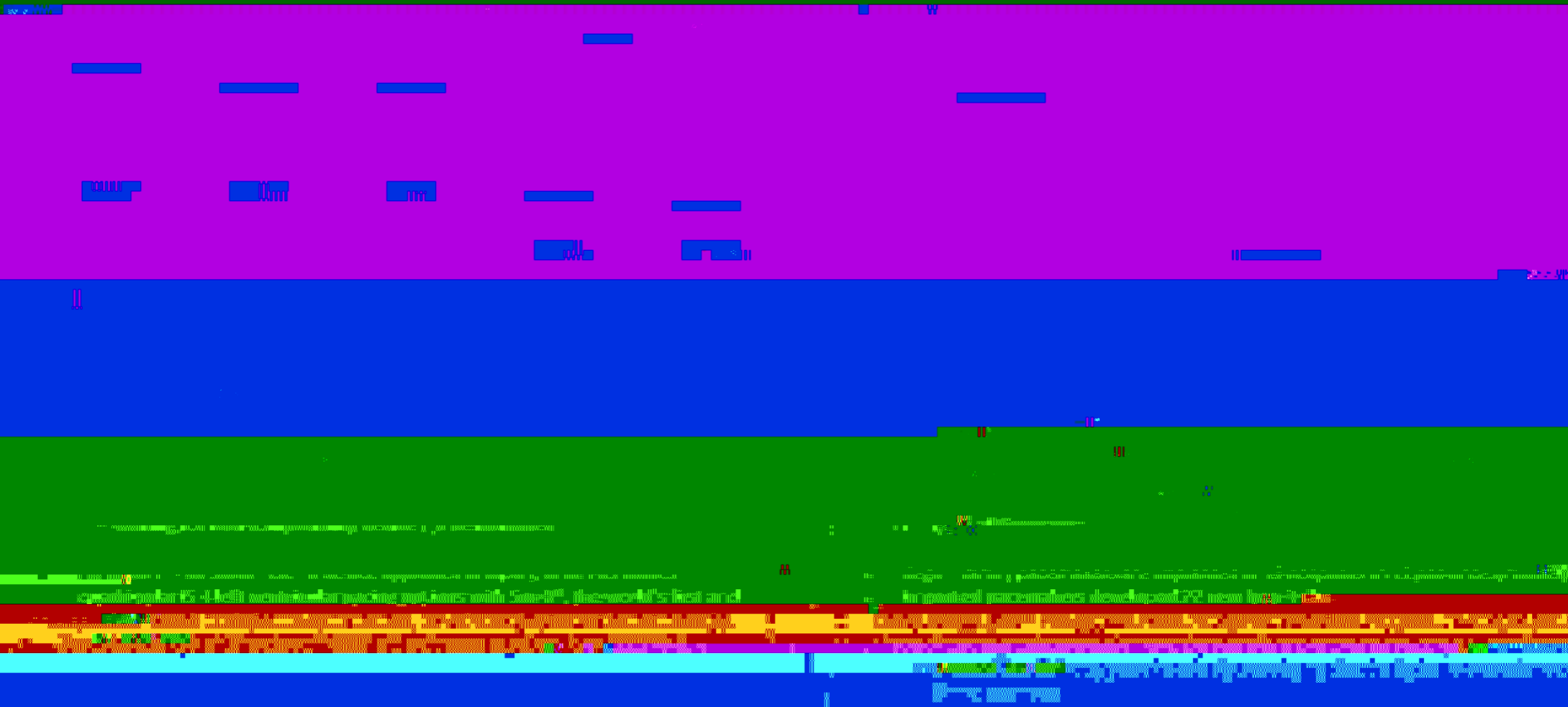


Figure 1. MicroPort Scientific Corporation (MPC) has developed a novel, highly sensitive, and specific method for the detection of circulating tumor cells (CTCs) in blood. This method, called the MicroPort CTC Detection System (MPC-CTC), is based on the use of a novel, highly sensitive, and specific antibody that binds to a unique protein expressed only by CTCs. The antibody is used to capture CTCs from a blood sample, and the captured CTCs are then detected using a highly sensitive and specific detection method. The MPC-CTC system has been shown to be highly sensitive and specific for the detection of CTCs in blood, and it has been used to detect CTCs in patients with various types of cancer, including breast, lung, and colorectal cancer. The MPC-CTC system is a novel and highly sensitive method for the detection of CTCs in blood, and it has the potential to be used as a diagnostic tool for the early detection of cancer.

2019 Q1 Revenue

Sales by Region



PRODUCT	PERCENT	Q1 2019	Q1 2018
AVATAR™ Endovascular System	20%	10.0	10.0
AVATAR™ Endovascular System	20%	10.0	10.0
AVATAR™ Endovascular System	20%	10.0	10.0
AVATAR™ Endovascular System	20%	10.0	10.0

- Diversification across a broad range of products, among which US products represented 60% of total sales in Q1 2019
- Expansion of AVATAR™ endovascular system in the US market
- Further expanded capacity capacity

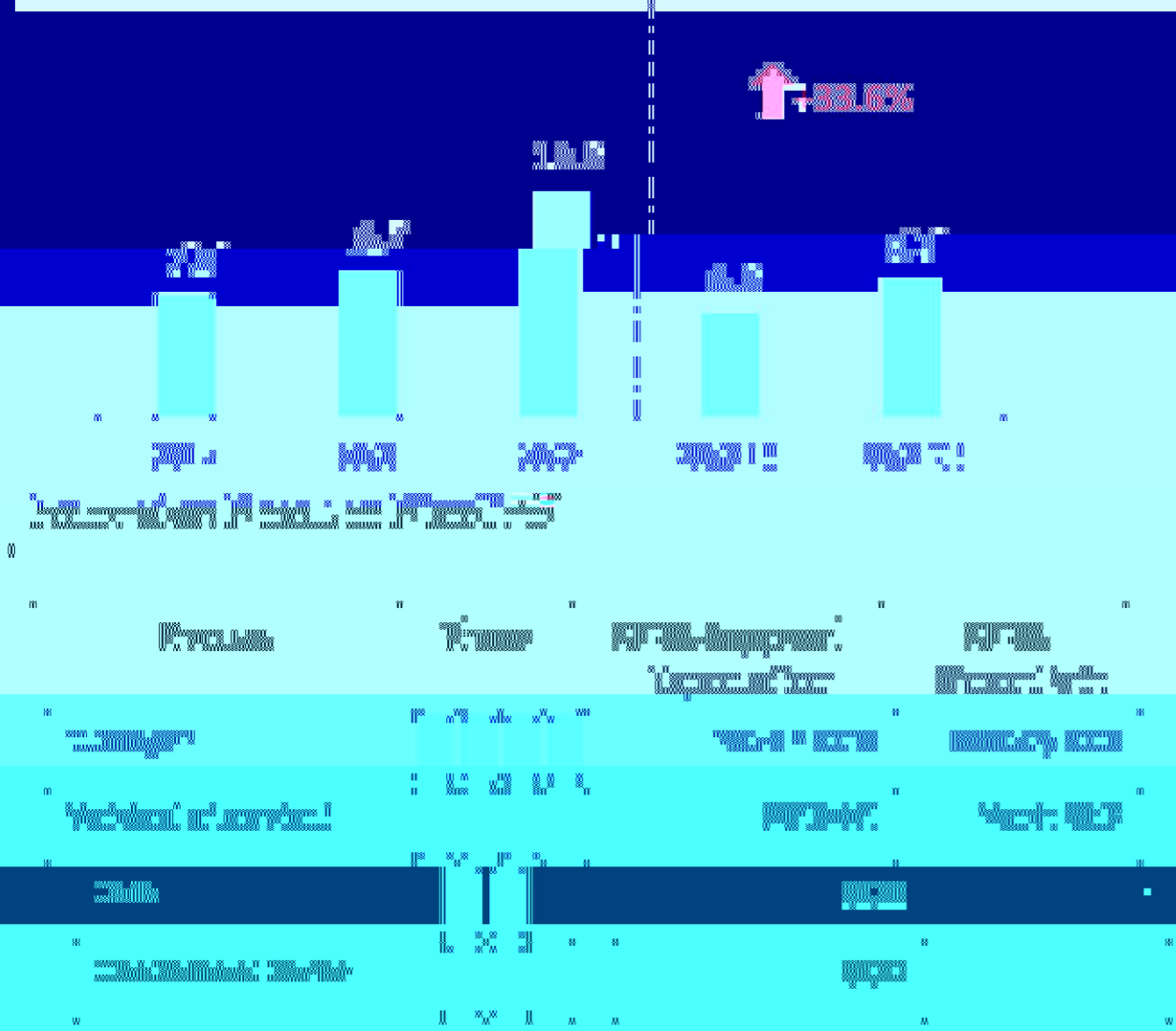
PRODUCT	PERCENT	Q1 2019	Q1 2018
AVATAR™ Endovascular System	20%	10.0	10.0
AVATAR™ Endovascular System	20%	10.0	10.0
AVATAR™ Endovascular System	20%	10.0	10.0
AVATAR™ Endovascular System	20%	10.0	10.0

- Penetration of new hospitals
- Expansion of AVATAR™ endovascular system in Europe, Canada and Latin America
- Further expansion of AVATAR™ endovascular system in the US market
- Further expanding our AVATAR™ business

* Q1 2019 growth discussion: AVATAR™ endovascular system has been shown to be a key driver of growth in the endovascular business


2021-24 Revenue

(USD Millions)



2024 Revenue by Division

(USD Millions)



- 1. 2024 Revenue by Division
- 2. 2024 Revenue by Division
- 3. 2024 Revenue by Division
- 4. 2024 Revenue by Division
- 5. 2024 Revenue by Division
- 6. 2024 Revenue by Division
- 7. 2024 Revenue by Division
- 8. 2024 Revenue by Division
- 9. 2024 Revenue by Division
- 10. 2024 Revenue by Division
- 11. 2024 Revenue by Division
- 12. 2024 Revenue by Division
- 13. 2024 Revenue by Division
- 14. 2024 Revenue by Division
- 15. 2024 Revenue by Division
- 16. 2024 Revenue by Division
- 17. 2024 Revenue by Division
- 18. 2024 Revenue by Division
- 19. 2024 Revenue by Division
- 20. 2024 Revenue by Division



Product	Phase	CFDA Approval	CFDA

- Revenue \$561m, strong growth of 46.2% YoY↑, of which:
 - Domestic revenue \$421.1m, +42.1% YoY↑
 - International revenue \$139.9m, +20.1% YoY↑

Product	Phase	CFDA Approval	CFDA

Segment	Product	Registration Approval	Expected Granting
Orthopedics	Domestically made knee system	CFDA	2018 Q4
	Domestically made hip system	CFDA	2019 Q4
Cardiovascular	Firehawk™ Plus	CFDA	2019 Q1
	Firefighter™ NC	CFDA & CE	2019 Q1
	Firesorb™	CFDA	2022
	CompassAnalyzer™ PSA	CFDA	2018 Q3
ICM	1.5T & 3T MRI Compatible Scanner	International commercialization	2018 Q4
	SmartTouch™ system with Bluetooth connection	International commercialization	2018 Q4
	ECG Leads	International commercialization	2018 Q4
	ECG leads (V1-V6 and V7-V9) & I, II, III, aVR, aVL, aVF	International commercialization	2018 Q4
	Pericardial ECG catheter	International commercialization	2018 Q4

Segment	Product	Registration Approval	Expected Granting
Endovascular	Mino™ Ultra Low Profile AAA stent Graft System	CFDA	2018 Q4
	Reewarm™ PTX Drug Coated Balloon	CFDA	2019 Q3
	Fontus™ Branched Surgical Stent Graft System	CFDA	2020
	Talos™ Thoracic Stent-Graft System	CFDA	2020
	Steerable Introducer	CFDA	2019 Q1
Electrophysiology	Circular mapping catheter 3D	CFDA	2019 Q4

05 Appendix – Financial Statements

(USD '000)	2018 1H		Change %
	2018 1H	2017 1H	
Gross profit	219,429	158,344	38.6%
Other revenue & net gain/(loss)	4,274	(2,522)	-269.5%
Research and development costs	(41,791)	(25,705)	62.6%

Consolidated Balance Sheet

USD'000

30 June 2018

Cash and cash equivalents
 Accounts receivable
 Prepaid expenses and other receivables
 Inventory
 Other assets
 Total assets

Accounts payable
 Other liabilities
 Total liabilities

Total equity
 Total liabilities and equity

30 June 2017

Total assets
 Total liabilities and equity

(USD '000)

2018 1H

	2018 1H (USD '000)	2017 1H (USD '000)	Change (%)
Net cash from operating activities	50,249	42,333	19%
Net cash from investing activities	(249,746)	(35,764)	598%
Net cash from financing activities	147,038	(28,615)	-614%
Net movement in cash and cash equivalents	(52,459)	(22,046)	138%
Cash and cash equivalents as at 1 January	160,229	123,694	30%
Effect of foreign exchange rate changes	(1,248)	1,677	-174%
Cash and cash equivalents as at 30 June	106,522	103,325	3%



ANNIVERSARY
1998-2018